

Vétérinaires sans Frontières Germany was able to increase its income by 1.5% as compared to the prior year. This is due to a positive development of the projects supported by VSF Germany that contributed to an increase of public subsidies by 4% from 2017 to 2018. Beyond this, VSF Germany received estates in the amount of approx. 115 thousand EUR.

The area of private donations, in contrast, shows a reduction by 22.7%. In parallel, a slight reduction of membership fees by 3% are compared to the prior year must be recorded. The other operational revenues dropped by 20%, mostly due to clearly reduced exchange rate gains as compared to 2017.

The total spendings of VSF Germany were slightly above the previous year's level, rising by 0.43%. Measured against the total spendings, 96.1% of the spendings were used within the scope of project work. The break-down of spendings into programme work, advertising & public relations, and administration changed only slightly as compared to 2017. Spendings for in the administration area were again below 3% this year.

Due to the higher expenses, a deficit in the amount of 82,055.48 EUR had to be posted at the end of the year of 2018, which is significantly influenced by the need to create provisions for risks in the field of project work and compliance. It was fully covered by the association's reserves. The association's liquidity was ensured at all times in spite of this.

ASSETS		2018	2017
		€	T€
<b>A.</b>	<b>FIXED ASSETS</b>		
<b>I.</b>	<b>INTANGIBLE ASSETS</b>		
	Industrial and similar rights, assets and licence in such rights and assets acquired for consideration	15,270.21	29
<b>II.</b>	<b>PROPERTY, PLANT AND EQUIPMENT</b>		
	Other equipment, operating and office equipment	35,742.04	10
		<b>51,012.25</b>	<b>39</b>
<b>B.</b>	<b>CURRENT ASSETS</b>		
<b>I.</b>	<b>RECEIVABLES AND OTHER ASSETS</b>		
<b>1.</b>	RECEIVABLES FROM FUNDING PARTNERS	954,743.73	2,157
<b>2.</b>	OTHER ASSETS	432,280.06	490
		<b>1,387,023.79</b>	<b>2,647</b>
<b>II.</b>	<b>CASH-IN HAND AND BANK BALANCES</b>	2,517,518.68	2,422
		<b>3,904,542.47</b>	<b>5,069</b>
<b>C.</b>	<b>PREPAID EXPENSES</b>	100,969.28	60
		<b>4,056,524.00</b>	<b>5,168</b>



LIABILITIES		2018	2017
		€	T€
<b>A.</b>	<b>EQUITY</b>		
<b>I.</b>	ASSOCIATION CAPITAL	92,926.65	93
<b>II.</b>	TRANSLATION ADJUSTMENT ITEM	282,094.45	282
<b>III.</b>	RESERVES	522,838.49	605
		897,859.59	980
<b>B.</b>	<b>PROVISIONS</b>		
	Other provisions	179,440.14	40
<b>C.</b>	<b>LIABILITIES</b>		
<b>I.</b>	<b>LIABILITIES TO FUNDING PARTIES</b>		
	for payments made in advance thereof with a residual term of up to one year:	2,340,437.42	3,251
	€ 2,340,437.42		
<b>2.</b>	<b>TRADE PAYABLES</b>		
	thereof with a residual term of up to one year:	301,976.72	474
	€ 301,976.72		
<b>3.</b>	<b>OTHER LIABILITIES</b>		
	thereof with a residual term of up to one year:	336,810.13	423
	€ 336,810.13		
		<b>2,979,224.27</b>	<b>4,148</b>
		<b>4,056,524.00</b>	<b>5,168</b>



### MBURU PETER

REG. HEAD OF FINANCE

[mburu@vsfg.org](mailto:mburu@vsfg.org)



### ALISA FEIST

DESK OFFICER FINANCE

[alisa.feist@toge.de](mailto:alisa.feist@toge.de)

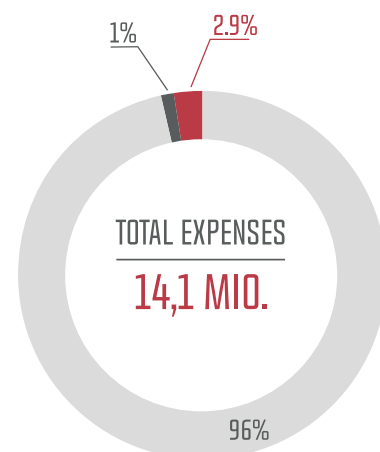
# FINANCES

## INCOMES AND EXPENSES IN DETAIL

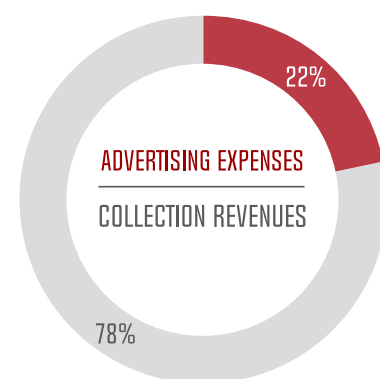
INCOME	(in euro and percent)	2018	2018	2017	2017
Donations in cash		313,771,33 €	2.2%	406,412.76 €	2.9%
Donations in kind		- €	0.0%	- €	0.0%
Estates		115,000.00 €	0.8%	123,638.62 €	0.9%
Additorial endowments		- €	0.0%	- €	0.0%
Membership fees		42,382.19 €	0.3%	43,772.28 €	0.3%
Income from assigned fines		8,021.06 €	0.1%	16,565.00 €	0.1%
Institutional grants and consortium partners		12,574,298.51 €	92%	12,426,424.79 €	90.0%
Income from Project Management		- €	%	- €	0.0%
Subsidies from other organisations		- €	0.0%	- €	0.0%
Remuneration for services		- €	0.0%	- €	0.0%
Other operating income		632,704.24 €	4.5%	792,838.49 €	5.7%
<b>TOTAL INCOME</b>		<b>14,041,799.26 €</b>	<b>100.0%</b>	<b>13,809,651.94 €</b>	<b>100.0%</b>

EXPENSES	(in euro and percent)	2018	2018	2017	2017
Programme expenditures		13,579,405.05 €	96.1%	13,602,101.99 €	96.7%
Advertising and public relations		128,536.85 €	0.9%	132,640.63 €	0.9%
Administration		415,912.84 €	2.9%	328,819.34 €	2.3%
<b>TOTAL EXPENSES</b>		<b>14,123,854.74 €</b>	<b>100%</b>	<b>14,063,561.96 €</b>	<b>100.0%</b>

ECONOMIX TAC		2018	2017
INCOME		2,177.18 €	21,375.04 €
EXPENSES		819.83 €	19,526.39 €



PROGRAMME WORK  
ADVERTISING & PUBLIC RELATIONS WORK  
ADMINISTRATION



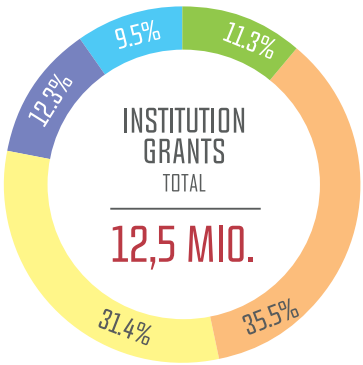
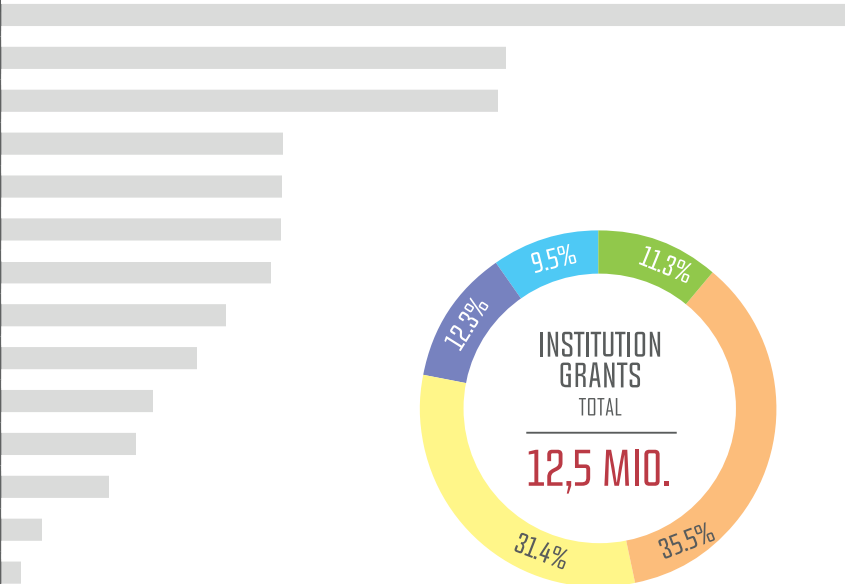
COLLECTION REVENUES  
ADVERTISING EXPENSES



\* The complete Financial Report 2018 (including the audit opinion of our auditor Deloitte GmbH Wirtschaftsprüfungsgesellschaft) can be found on our website: [www.togev.de/finanzen](http://www.togev.de/finanzen)

# INSTITUTION GRANTS AND CONSORTIUM PARTNERS

INCOME	AMOUNT (IN EURO)
EC	2,739,212.05
USAID/OFDA	1,639,946.00
DKH	1,613,383.13
BMZ	915,711.00
SHF	912,816.00
FAO	909,007.00
UN OCHA	875,889.00
EU	730,086.00
FO	637,588.00
GIZ	493,720.00
ECHO	438,933.00
UNICEF	349,434.00
ADRA	133,473.00
CCM	66,592.58
IFAD	63,168.22
UNDP	24,644.58
APOBANK STIFTUNG	10,000.00
CERT	8,964.49
KWT	5,700.00
EURO CONSULT	3,319.32
DFATD	1,901.27



- SOUTH SUDAN
- ETHIOPIA
- KENYA
- SUDAN
- SOMALIA

