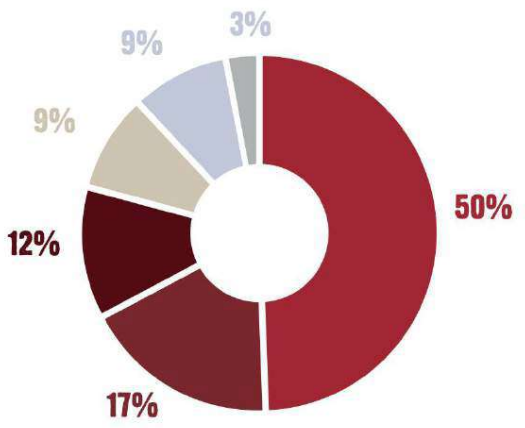


# FINANCE OVERVIEW

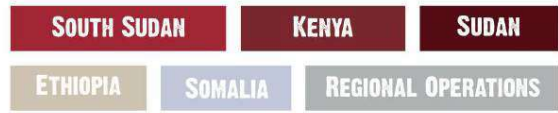
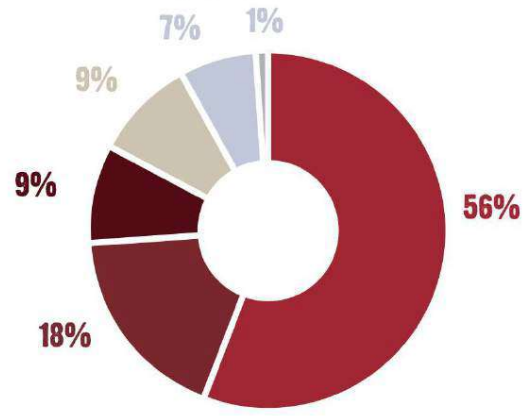
## PROJECTS PER COUNTRY

Total Number of Projects: **34**



## BUDGET PER COUNTRY


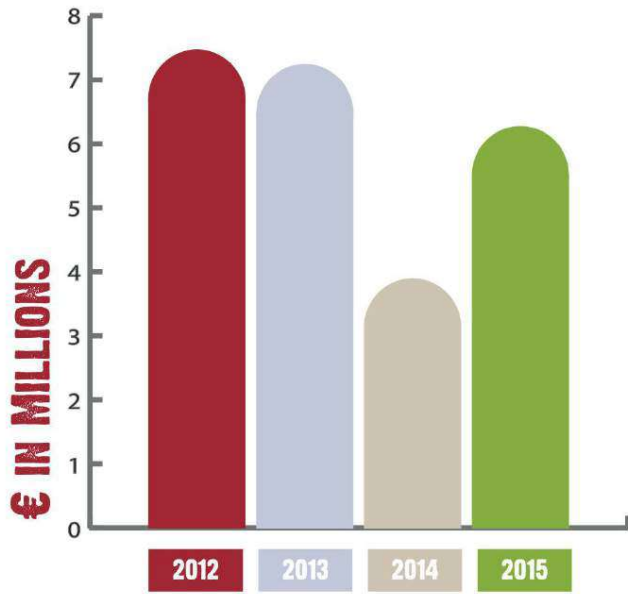
Total Budget (in €): **6.3 MILLION**





## ANNUAL INCOME

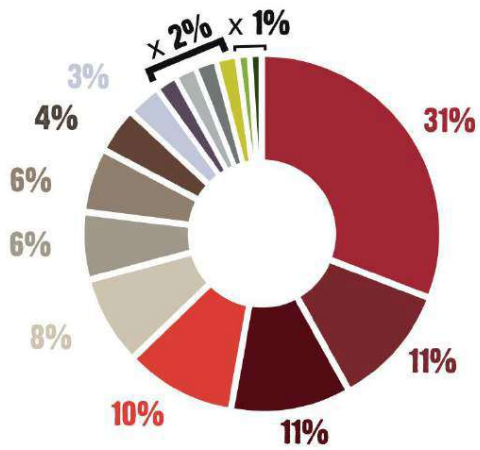
Total Annual Income for the years 2012-2015





## SOURCES OF FUNDING

Total Budget (in €): **6.3 MILLION**

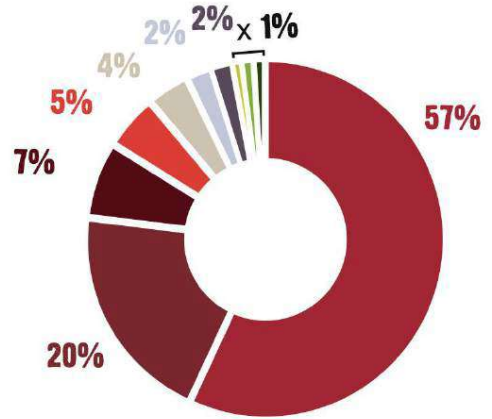


EC	BMZ	USAID	GAC
UNICEF	ECHO	FAO	AECOM
DUTCH GOVERNMENT	UNDP	UNOCHA	
GIZ	CHF	AHT	IFAD



## SECTORS OF INTERVENTION

Total # of Interventions: **107**



FOOD & NUTRITION SECURITY/LIVELIHOODS	DRR		
GENDER	COORDINATION & ADVOCACY		
WASH	HEALTH	NUTRITION	PROTECTION
CHILD PROTECTION	CONFLICT MANAGEMENT		